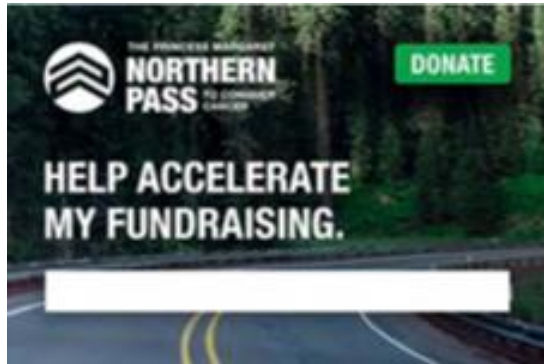


How to set up your dynamic fundraising badge in your participant centre.

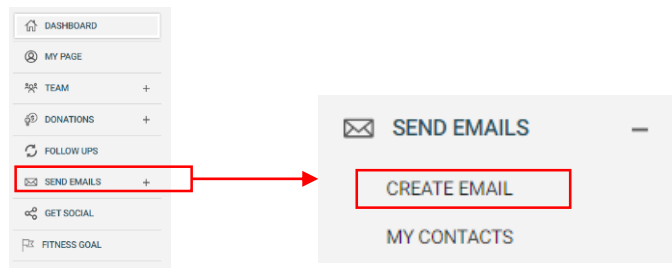


1. Log in to your Participant Centre

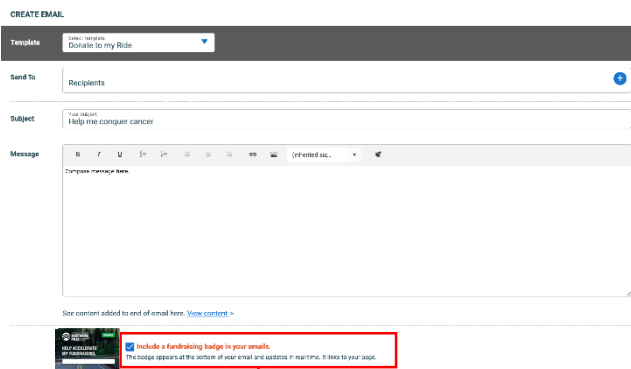


2. Send Email

- i. Click plus sign (+)
- ii. Select "Create Email"



3. Check box: "Include a fundraising badge in your emails."



Include a fundraising badge in your emails.

4. Compose email as usual and badge will be included the bottom. **When recipients click the badge, they will be directed straight to your Donations page.**